


Key Indicators

The Key Indicators of Hitachi's CSR activities are listed below. Comparative tables with the GRI Standards Content Index, as well as our Policy, Vision, and Guidelines, are only available on our website.

 Comparative Tables with GRI Standards Content Index

 Policy, Vision, and Guidelines






Recognition of Social Responsibility

	FY 2012	FY 2013	FY 2014	FY 2015	FY 2016
Realizing Sustainable, Innovative Management					
Ratio of R&D expenditure to revenue (%)	3.8	3.7	3.4	3.3	3.5
Patent application ratio outside Japan (%)	57	59	59	59	57

Scope of Data

Hitachi, Ltd. and consolidated subsidiaries (including variable interest entities).
Number of companies: FY 2012: 964; FY 2013: 948; FY 2014: 996; FY 2015: 1,057; FY 2016: 865.


Labor Practices

	FY 2012	FY 2013	FY 2014	FY 2015	FY 2016
Promoting Diversity and Inclusion					
Ratio of male and female employees*1 (%)	84:16	83:17	84:16	84:16	83:17
Global number and ratio of female managers 	—	3,415	3,670	3,727	3,897
Employment ratio of people with disabilities*1 (%) 	2.02	2.02	2.03	2.08	2.15
Promoting Occupational Health and Safety*2					
Occupational accident rate*1 	0.14	0.10	0.09	0.07	0.18
Occupational accident rate*3 	0.19	0.14	0.27	0.22	0.18
A Strategy for Growing Together with Our Global Human Capital					
Number of non-Japanese employees*4 	257	340	446	509	638
Number of young employees participating in training outside Japan*5	1,202	747	720	674	382

Scope of Data

*1 Hitachi, Ltd.
*2 January to December each year.
*3 175 Hitachi Group companies in Japan including Hitachi, Ltd. for 2012; 195 Hitachi Group companies in Japan including Hitachi, Ltd. for 2013; 251 Hitachi Group companies in Japan including Hitachi, Ltd. for 2014; 240 Hitachi Group companies in Japan including Hitachi, Ltd. for 2015; 200 Hitachi Group companies in Japan including Hitachi, Ltd. for 2016.
*4 Full-time, regular employees at Hitachi, Ltd. as of the end of each fiscal year.
*5 Hitachi, Ltd. and Group companies in Japan.

Environment

	FY 2012	FY 2013	FY 2014	FY 2015	FY 2016
Reducing the Environmental Burden of Our Business Operations					
Rate of reduction in CO ₂ emissions from use of products and services (base: FY 2010)* ¹ (%)	—	—	—	—	35
CO ₂ emissions from factories and offices (kt-CO ₂) 	3,453	3,355	3,311	3,085	3,845* ²
Waste and valuables generation (kt)	655	677	692	618	1,336* ²
Water use (million m ³)	56.52	49.55	46.86	43.91	41.34* ²
Atmospheric emissions of chemical substances (t)	4,127	4,216	4,415	3,615	4,380* ² * ³

Scope of Data

Hitachi, Ltd. and consolidated subsidiaries.

Number of companies: FY 2012: 964; FY 2013: 948; FY 2014: 996; FY 2015: 1,057; FY 2016: 865.

Environmental performance data associated with Hitachi's business operations: Hitachi Group companies whose environmental load comprises 90% of the total (based on Hitachi calculations); data for each fiscal year indicates performance within the given scope for the fiscal year.

*1 New indicator established in fiscal 2016.

*2 Fiscal 2016 figure includes a materials company that became a consolidated member of the Hitachi Group that year.

*3 In fiscal 2016, the scope of controlled chemical substances was expanded from 41 to 50 substances.

Fair Operating Practices

	FY 2012	FY 2013	FY 2014	FY 2015	FY 2016
Engaging in Responsible Procurement					
Number of CSR monitoring (self-checks)	98	100	200	218	316
Number of audits by external auditing organizations	12	16	20	20	20

Community Involvement and Development

	FY 2012	FY 2013	FY 2014	FY 2015	FY 2016
Promoting Sustainable Community Involvement and Development					
Funding for social contribution activities (million yen)* ¹	—	1,806	1,218	889	527
Funding for social contribution activities (million yen)* ²	3,284	3,076	2,327	2,057	1,953

Scope of Data

*1 Hitachi, Ltd. and the Hitachi Global Foundation in Japan.

*2 Through to fiscal 2014: Hitachi, Ltd. and 136 Group companies (including equity-method associates and joint ventures) and five foundations in Japan, 199 companies outside Japan; for fiscal 2015: Hitachi, Ltd. and 136 Group companies (including equity-method associates and joint ventures) and the Hitachi Global Foundation in Japan, 244 companies outside Japan; for fiscal 2016: Hitachi, Ltd. and 134 Group companies and the Hitachi Global Foundation in Japan, 159 companies outside Japan.